


✠ KES LATIN



MICHAELMAS TERM

YEAR VII


Version 5 September 2019

NO MEN:

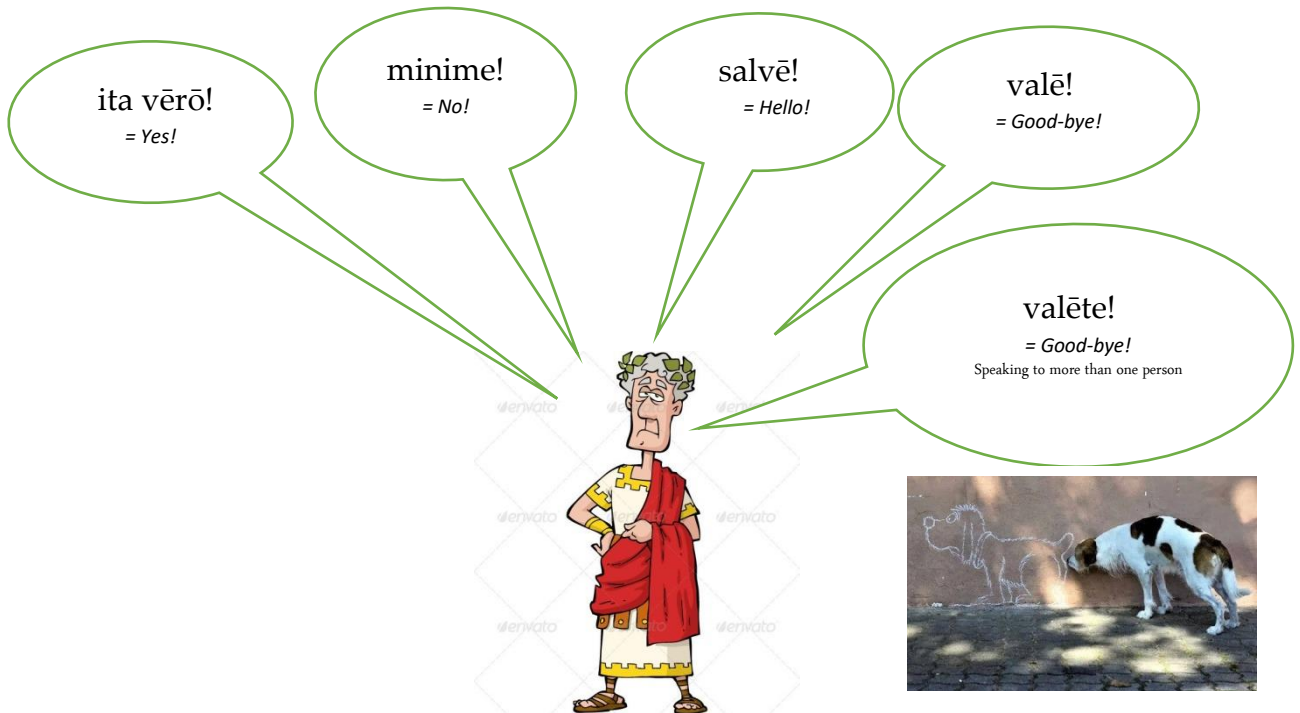
CLASSIS:

MAGISTER:

Contents:

	✦ Getting started	iii
	✦ Pronunciation of Latin	iv
	✦ Roman Numerals	v
Chapter 1	This is Rome!	<ul style="list-style-type: none"> ✦ Roma Aeterna vi ✦ i) Jupiter and family vii ✦ Gods of the week viii ✦ haec est Troia ix ✦ ii) Aeneas et familia x ✦ iii) Dialogues and sum, es, est xi ✦ 12 adjectives to learn xii ✦ iv) The Judgement of Paris xiii
Chapter 2	Three Goddesses	<ul style="list-style-type: none"> ✦ i) Three Goddesses xiv ✦ vēnī, vīdī, vīcī -ī, -istī, -it xiv ✦ 10 verbs to learn xiv ✦ The Vocative Case xiv ✦ ii) Venus laeta est iii) Venus misera est xv ✦ possum xvi ✦ Heroes of the Trojan War xviii ✦ The family of Aeneas
Chapter 3	Troia delenda est	<ul style="list-style-type: none"> ✦ i) Troia delenda est eram, erās, erat xix ✦ The Cases: Nominative, Vocative xx ✦ Priamus mortuus est + English roots xx ✦ <i>What to expect in your first IST</i> xxi ✦ Verb review xxii ✦ Infinitives xxiii-iv ✦ volō and nōlō xxiii
Chapter 4	Escape from Troy	<ul style="list-style-type: none"> ✦ i) Escape from Troy Prepositions xxv ✦ The Accusative Case (sg) A is for After xxvi-xxvii ✦ ii) Aenēas Creūsam vīdit xxviii ✦ 12 1st Declension nouns xxviii ✦ What is a Subject xxix ✦ What is an Object xxx ✦ Word Order xxxi ✦ iii) It's a trap! xxxii ✦ <i>What to expect in your first IST</i> xxxiii ✦ The travels of Aeneas xxxiv ✦ A vision of Rome (Virgil's Aeneid)
Review:	Use of Cases	xxxviii
	Nouns	xxxix-xl
	Verbs	xli-xlii
Reference Vocabulary		xliii-xlvi
		xlvii-xlviii
<p>The 111 <i>Developing your core vocabulary using this list and Quizlet!</i></p>		

Getting Started



Tips from the Grammar Hound:

- Latin only uses capitals for Proper Nouns and Adjectives, e.g. Caesar, Roman
- Latin does not use unnecessary words like 'the' or 'a' or 'his/her'.
- The tail of a sentence (usually the verb) is the most interesting bit - worth the first sniff.

E.g. canis sum. nōmen mihi Rēx est. canis Rōmānus sum.

Literally: dog am-I. name to-me Rex is. dog Roman am-I.

= = I am a dog. = My name is Rex = I am a Roman dog.

Pronunciation of Latin

Latin Pronunciation is generally very easy – every letter (except ‘u-after-q’ and possibly ‘h’) is sounded – especially **final** letters, which are very important in Latin. e.g. amāre = a-mah-reh (3 syllables). The sounds are like English spoken with a bit of Italian flair. Pay special attention to the starred letters since they sound different.


VOWELS & DIPHTHONGS

Vowels in Latin can be ‘short’ or ‘long’.
If **long**, they will be marked with a ‘macron’
ā, ē, ī, ō, ū. The plural of macron is macra.

A Diphthong is where two vowels are sounded together as a single syllable e.g. ‘point’.

a	‘a’ as in <u>cat</u>
ā ^{*NB!}	‘ah!’ as in <u>cart</u>
ae ^{*NB!}	‘eye’ as in <u>lie</u>
au	‘ow’ as in <u>cow</u>
e	‘e’ as in <u>yet</u>
ē ^{*NB!}	‘eh?’ as in <u>hay</u>
eu	like <u>you</u>
i	‘i’ as in <u>pig</u>
ī ^{*NB!}	‘ee’ as in <u>feet</u>
o	‘o’ as in <u>pot</u>
ō	‘oh’ as in <u>boa constrictor</u>
u	‘u’ as in <u>up</u>
ū	‘oo’ as in <u>glue</u>

Which letters from the English alphabet are missing?



CONSONANTS

The Romans made no distinction between I and J or U and V when they wrote. e.g. Julius = IVLIVS. In Latin, ‘i’ is likely to be the consonant sound ‘y’ if it’s before a vowel.

Double consonants (e.g. ‘rr’ are hard for us to pronounce, but try to sound both letters, like an Italian!

b	b as in ‘ <u>bad</u> ’
c ^{*Nota Bene!}	‘k’ as in K.E.S. (never ‘s’ as in ‘sincere’)
d	‘d’ as in ‘ <u>dog</u> ’
f	‘f’ as in ‘ <u>fish</u> ’
g ^{*Nota Bene!}	‘g’ as in ‘ <u>got</u> ’ (never a ‘j’ sound, as in ‘tangerine’)
h	‘huh!’ – or ignore!
i ^{*Nota Bene!}	‘y’ as in ‘ <u>yam</u> ’
l	‘l’ as in <u>lamb</u>
m	‘m’ as in ‘ <u>farm</u> ’
n	‘n’ as in <u>now</u>
p	p as in <u>perhaps</u>
qu	qw as in ‘ <u>quest</u> ’
r	‘rrr’ as in <u>grrr!</u>
s	‘s’ as in ‘ <u>soft</u> ’ (never ‘z’ as in <u>miserable</u>)
t	t’ as in ‘ <u>top</u> ’
v [*]	‘wuh’
x	‘ks’ as in ‘ <u>ex</u> ’

Some Double Consonants
Both letters should be audible

cc	sick <u>cat</u>
ff	tough <u>ferret</u>
gg	big <u>goat</u>
ll	small <u>llama</u>
mm	slim <u>mouse</u>
nn	green <u>newt</u>
pp	top <u>penguin</u>
rr	Roger <u>Rabbit</u>
ss	harmless <u>snake</u>
tt	fat <u>tiger</u>

Roman Numerals

I	ūnus	1		C	centum	100
V	quīnque	5		D	quīngentī	500
X	decem	10		M	mīlle	1,000
L	quīnquāgintā	50		MM	duo mīlia	2,000

How do Roman Numerals work?

In order to create numbers for which there are individual letters you need to add letters or take them away from each other.

To **add** a letter representing a smaller number to a larger number, you place the smaller number **after** a bigger one.

e.g. fifteen is ten plus five	<i>is written as:</i> XV (ten and five)
-------------------------------	--

To **take away** a letter representing a smaller number from a larger one, you place the smaller number **in front of** the bigger one.


e.g. nine is ten minus one	<i>therefore, you write it as:</i> IX (one before ten)
----------------------------	---

Exercise: Write out the following in Roman Numerals.


- 16
- 28
- 2019
- 753
- 79

Exercise: What are the following numbers?

- LXIX
- MLXVI
- MCMXIV
- MMI
- xviii
- What is today's date in Roman Numerals? (day/month/year)



Chapter 1: This is Rome!



ROMA AETERNA 753^{BC}-AD 476

haec est Rōma. *This is Rome.*

Rōma urbs magna est. *Rome is a great city.*

sed urbem Rōmam condere nōn facile erat. *But it was not easy to found the city of Rome.*

haec est fābula dē urbe Rōmānōrum.... *This is the story about the city of Rome*

Can you work out from the passage above the Latin word for:

1	this	
2	not	
3	is	
4	great	
5	city	
6*	a	

7	but	
8	story	
9	was	
10	easy	
11	about	
12	Rome	
13	of the Romans	

* Have you noticed anything odd about Latin? (you may need more than one line!)

.....

i) Jupiter* and family

ego rēx sum.
magnum
cōsiliū habeō.

cōsiliū - plan
habeō - I have

by Francis Joseph Heim 1841



Iuppiter* rēx est.

* There is no J in Latin. Jupiter's name has one 'p' in English, two in Latin.

*Jupiter is the father of the gods.
He rules the universe and has a great plan....*

rēgīna sum

Roman Wall Painting 1st CAD



Iūnō* rēgīna est

* = Juno in English


*Juno is the wife of Jupiter, queen of the gods
and goddess of marriage and family life.*



Sandro Botticelli, birth of Venus 1484-6

Venus filia est. dea pulcherrima est.
Venus is the goddess of love and desire.

French Painting of Mars c.1800



'Mārs filius meus est,' dīxit Iūnō.
Mars, son of Jupiter and Juno, is the god of war.

rēx - king
rēgīna - queen
filius - son
filia - daughter
meus, a - my
pulcherrimus/a - very/most beautiful/
handsome
dīxit - said
sum - I am

Painting by Sandro Botticelli 1482



'Minerva filia mea est,' dixit Iuppiter.

Minerva, also known as Athene, was born from Zeus' head and is the goddess of wisdom.



The Apollo Belvedere Circa AD 120–140; copy of bronze original of ca. 350–325 BC. Discovered 1489 in Italy.

Apollo filius est. deus pulcherrimus est.

Apollo is the son of Jupiter and god of peace, healing and the arts. He had a special connection with the ancient city of Troy.



Which is the most beautiful god or goddess? Does it matter?

Which god/gods founded the Roman people?

Fill in the gaps. You can look things up.

Roman Name	Greek Name	Speciality
Mercury		
	Hestia	The hearth
	Poseidon	
		The Underworld
	Hephaestus	
Ceres		

Whose day is it?

Monday	Tuesday	Wednesday	Thursday	Friday	Saturday	Sunday
	Sp: martes Fr: mardi	Sp: miércoles Fr: mercredi	Sp: jueves Fr: jeudi	Sp: viernes Fr: vendredi		
Luna	Mars	Mercurius	Iuppiter = Jove	Venus	Saturnus	Sol

Haec est Troia

Troy (Trōia) was a very ancient and wealthy city in what is now modern Turkey. It was ruled over by a king who had fifty sons and fifty daughters. Its magnificent walls were built by the gods Neptune and Apollo. It had brave warriors and a commanding position.

It is one of the most famous ancient cities in history because despite all these factors it was destroyed utterly.

The traditional date for the fall of Troy was:

1184 BC

408 Years before the 1st Olympic Games



Map of the Mediterranean world at the time of the Trojan War

Where should Rome be on this map?

Why is it not shown?

ii) Aeneas et familia



ego sum Aenēās.

Trōiānus sum.

Creūsa est fēmina mea. patria mea Trōia est.



ego sum Creūsa.

Trōiāna sum.

Aenēās est marītus meus.



Ascanius sum. Aenēās pater meus est.

fīlius sum.



Anchīsēs sum. senex sum.

Aenēās fīlius meus est.



Venus sum. dea sum.

Aenēās est fīlius meus.









Iuppiter sum.

deus omnipotēns sum.

Venus filia mea est.

iii) Dialogues: work on your pronunciation by reading these in pairs.

 <p>Aeneās</p>	 <p>Ascanius</p>
 <p>Juppiter</p>	 <p>Venus</p>
 <p>Creūsa</p>	 <p>Anchīsēs</p> <p><small>Anchises was a mortal man but he had a son by the goddess Venus.</small></p>

sum, es and est


In almost all languages, the verb 'to be' is irregular. In this section you have met the first three 'parts' of the verb 'to be'.



The different forms reflect the different person who is doing the verb ('I', 'You' and 'He/she/it'). Make sure you can recognise, recite and write out these first three parts of the verb.

sum	I am
es	You are
est	He (she or it) is

Useful Vocabulary

Nouns		Other words		Verbs	
Aenēās	<i>Aeneas</i>	cūr?	<i>Why?</i>	sum	<i>I am</i>
Ascanius	<i>Ascanius</i>	dēlenda	<i>doomed to destruction</i>	es	<i>you are</i>
Creūsa	<i>Creusa</i>	ego	<i>I</i>	est	<i>he is</i>
Īūnō	<i>Juno</i>	meus-a-um	<i>my</i>		
Iuppiter	<i>Jupiter</i>	nōn	<i>not</i>		
Trōia	<i>Troy</i>	omnipotēns	<i>all powerful</i>		
Venus	<i>Venus</i>	salvē	<i>hello</i>		
dea	<i>goddess</i>	sed	<i>but</i>		
deus	<i>god</i>	tū	<i>you</i>		
fēmina	<i>woman</i>	<p style="text-align: center;"><i>Trōia magna est.</i></p>			
filia	<i>daughter</i>				
filius	<i>son</i>				
marītus	<i>husband</i>				
pater	<i>father</i>				
puer	<i>boy</i>				
patria	<i>fatherland</i>				
senex	<i>old man</i>				

12 Adjectives to learn:

bonus, bona	<i>good</i>	<h3><u>Derivations</u></h3> <p>e.g. 'magnify' is a derivation of magnus (big)</p> <p>Try to find six more derivations and write them below:</p>
īrātus, īrāta	<i>angry</i>	
laetus, laeta	<i>happy</i>	
longus, longa	<i>long</i>	
magnus, magna	<i>great, big, large</i>	
malus, mala	<i>bad, evil</i>	
multus, multa	<i>much</i>	
novus, nova	<i>new</i>	
parvus, parva	<i>small</i>	
pulcher, pulchra	<i>beautiful</i>	
saevus, saeva	<i>savage, cruel</i>	
stultus, stulta	<i>stupid, foolish</i>	



Learning is a skill you have to work at: try writing words out or covering up the translation and getting someone at home to test you. Thinking of derivations also helps you remember the meaning!

iv) The Judgement of Paris

New words are underlined the first time they appear.

ego Iūnō sum. dea sum.
Iuppiter est marītus meus.
deus magnus est.
deus omnipotēns est.



Iūnō: īrāta sum. Trōia dēlenda est.

Iuppiter: cūr īrāta es, cārissima?

Iūnō: īrāta sum quod pāstor ille est stultus.

Iuppiter: cūr stultus est pāstor?

Iūnō: pāstor dīxit,

‘Venus est dea bona et pulchra.’

sed Venus dea bona nōn est. dea saeva est!

ego dea bona et pulchra sum.

pāstor stultus est.

pāstor est Trōianus.

Trōia igitur dēlenda est.



*Wall Fragment with the Judgment of Paris,
Roman, A.D. 45–79.*



pāstor

Some new words:



dēlenda – doomed to destruction/must be destroyed

cārissima – dearest, darling **pāstor** – shepherd

ille – that **dīxit** – said **igitur** – therefore

Research: Who was Paris the shepherd?

Chapter 2: Three Goddesses

	<p>Regular verb endings:</p> <table border="1"> <tr> <td>-ī</td> <td>I</td> </tr> <tr> <td>-istī</td> <td>You</td> </tr> <tr> <td>-it</td> <td>He</td> </tr> </table> <p>e.g.</p> <p>vĕnī = I came</p> <p>vīdistī = you saw</p> <p>vīcit = he conquered</p>	-ī	I	-istī	You	-it	He															
-ī	I																					
-istī	You																					
-it	He																					
	<p>'A great battle took place at the city of Zela, in which Caesar annihilated Pharnaces' army and drove him out of Pontus. In a letter to Matius, one of his friends back in Rome, Caesar used just three words to describe the speed and swiftness of this battle:</p> <p>'I came, I saw, I conquered.'</p> <p>In Latin the words have an impressive terseness, since they all have the same ending.'</p> <p><i>Plutarch, Life of Julius Caesar, ch.50.</i></p>	<p>10 Verbs to learn:</p> <table border="1"> <tr> <td>audīvī</td> <td>I heard</td> </tr> <tr> <td>clāmāvī</td> <td>I shouted</td> </tr> <tr> <td>dīxī</td> <td>I said</td> </tr> <tr> <td>fūgī</td> <td>I fled</td> </tr> <tr> <td>intrāvī</td> <td>I entered</td> </tr> <tr> <td>tacuī</td> <td>I was silent</td> </tr> <tr> <td>vĕnī</td> <td>I came</td> </tr> <tr> <td>vīdī</td> <td>I saw</td> </tr> <tr> <td>vīcī</td> <td>I conquered</td> </tr> <tr> <td>vocāvī</td> <td>I called</td> </tr> </table>	audīvī	I heard	clāmāvī	I shouted	dīxī	I said	fūgī	I fled	intrāvī	I entered	tacuī	I was silent	vĕnī	I came	vīdī	I saw	vīcī	I conquered	vocāvī	I called
audīvī	I heard																					
clāmāvī	I shouted																					
dīxī	I said																					
fūgī	I fled																					
intrāvī	I entered																					
tacuī	I was silent																					
vĕnī	I came																					
vīdī	I saw																					
vīcī	I conquered																					
vocāvī	I called																					

i) Three goddesses:

Venus: 'vĕnī, vīdī, vīcī.' ego sum **vīctrix**.

Iūnō: tū vīcistī. tū es vīctrix. laeta nōn sum.

Minerva: tū, Iūnō, nōn vīcistī. Venus vīcit. irāta sum. tū **quoque** irāta es, Iūnō?

<p>New words:</p> <p>vīctrix – the winner</p> <p>quoque – also</p>

The Vocative Case

You can tell when someone is being addressed in English or Latin because there will always be a comma before and after their name (unless it is the start or end of a sentence). This reflects the natural way a speaker pauses slightly before and after addressing someone. In Latin the person addressed is said to be **in the Vocative Case**.

Examples of Vocatives:

e.g. Hello, **Venus**.

You, **Paris**, are in deep trouble.

Helen, what do you think of your husband?

Look out for **Vocative commas** in Latin and English!



See p.xxix for the traffic light symbol.

ii) Venus laeta est



Venus laeta est! Paris dīxit, 'Venus, tū es pulchra. dea **optima** es.' sed Iūnō laeta nōn erat.

'Trōia dēlenda est! pāstor ille dēlendus est!' clāmāvit Iūnō irāta.

Venus audīvit.

Venus **iam** nōn est laeta. Venus **miser**a est.

New words:

optimus, a – best, excellent, very good

miser, misera = unhappy; **iam** (pronounced 'yam') = now



Look back over past passages for vocabulary and try to learn it as you go along. Writing it out or making flash cards helps. It also helps to think about derivations. There's a reference vocabulary at the back of the booklet.


possum ~ I am able, I can

This irregular verb is made up of pot + sum. (t + s = 'ss')

The first three parts of the verb:

possum	I am able = I can
potes	You are able = you can
potest	He (she or it) is able /can

ego omnipotēns sum.
omnia facere possum



iii) Venus' complaint.

Venus: 'pater, laeta nōn sum.'

Iupiter: 'cūr laeta nōn es, cārissima?' see p.xiii

Venus: 'Iūno dīxit, 'pastor dēlendus est. Trōia dēlenda est', filius meus est Trōianus.
filius meus dēlendus nōn est!'

Iupiter: ēheu, filia! Trōia dēlenda est quod Iūno irāta est. dea saeva est.

Venus: sed Aenēās vir bonus est. Anchīsēs senex est. Ascanius puer parvus est. Creūsa fēmina optima est. see p.xv

Iupiter: Aenēās fugere potest quod vir bonus est. Ascanius quoque ad patriam novam fugere potest. sed Creūsa fugere nōn potest. Anchīsēs ad patriam novam fugere nōn potest.
deus omnipotēns sum.

Venus: sed, pater, Creūsa fēmina bona est.....

Iupiter: tacē, filia. omnēs servāre nōn possum. dīxī.


How many **Vocatives** (see p. xi)
are there in this passage?

New words and reminders:

cūr? – why? **dēlendus, a** – doomed to destruction / must be destroyed, **ēheu!** – alas! **quod** – because, **vir** – man
ad patriam novam – to a new homeland, **pāstor ille** – that shepherd, **tacē** – be silent! **fugere** – to escape,
omnēs – all, everyone, **servāre** – to save **dīxī** – I have spoken; **omnia** – all, everything, **facere** - to do.

RESEARCH: The full story behind the beginning of the Trojan War and the heroes and some of the different characters on the two sides. Which side would you support and why?

GREEKS:



AGAMEMNON

MENELAUS



ODYSSEUS

AJAX



ACHILLES



NESTOR

TROJANS:

PRIAM



HECUBA



HECTOR



PARIS



CASSANDRA



AENEAS

THE FAMILY OF AENEAS

The connection between Troy and Rome.

JUPITER

VENUS

= Anchises



Aeneas = Creusa

Ascanius

(also known as Iulus or Julius)


'But the reign of his son, who now receives the second name Iulus (it was Iulus while the kingdom of Ilium still stood) from this noble stock there will be born a Trojan Caesar to bound his empire by Oceanus at the limits of the world, and his fame by the stars.

He will be called **Julius...**'

– Virgil, *Aeneid I*

(about 1,000 years later)

C. Julius Caesar



Portrait bust of Julius Caesar; coin commemorating Caesar's new Temple to Venus Genetrix ('Mother Venus'); 'et tu, Brute.'

Chapter 3: Troia delenda est...



equus ligneus – the Wooden Horse.

Present		Past	
sum	<i>I am</i>	eram	<i>I was</i>
es	<i>You are</i>	erās	<i>You were</i>
est	<i>He/she/it is</i>	erat	<i>He/she/it was</i>

nox – night	Trōia – Troy (the famous ancient city)
rēx – king	Graecus – Greek

1 **nox** erat. **Trōia** tacuit. Agamemnōn, **rēx Graecus**, irātus erat. “Trōia dēlenda est” clāmāvit.

2 ecce! **equus in litore** est.

equus – horse
in litore – on the shore

3 Odysseus laetus erat. “equus **ligneus** est. **quam callidus** sum!”

quam! – how!
callidus, -a – clever, cunning
meus, -a – my
mīrābilis – full of surprises
rīsīt – laughed/smiled

4 equus **meus** pulcher est! equus **meus mīrābilis** est!” clāmāvit Odysseus.

5 Agamemnōn equum vīdit. Agamemnōn **rīsīt**.

6 “**ita vērō!** tū **vir** callidus es, **amīce**” dīxit Agamemnōn.

ita vērō – yes indeed!
vir – man
amicus/amice – friend
ubīque – everywhere
silentium – silence

7 **ubīque silentium** erat.

8 ō stulta Trōia! **equus** malus est! **equus ligneus** urbem **intrāre** nōn **dēbet!**

intrāre – to enter
dēbet – should, must
dōnum deōrum – gift of the gods
clāmor – shouting
mors (f) – death
subito – suddenly
ubī? – where?
quid accidit? – what has happened?

9 Priamus equum vīdit. ‘**quam** pulcher est equus! **dōnum deōrum** est.’

10 equus urbem intrāvit. **statim** Graecus **appāruit**...

...et Graecus alius ...

...et alius.

statim – at once	appāruit – appeared	alius, a – another
------------------	---------------------	--------------------

11 Trōia iam nōn tacuit. **clāmor** magnus **ubīque** erat. **mors** saeva **ubīque** erat.

12 Aenēās dormīvit. **subitō** clāmōrem audīvit. ‘**quid accidit?** **ubi** est Priamus?

rēx Trōiānus **servandus** est!’ clāmāvit, et **ē villā** cucurrit **furēns**.

ubi? – where?	servandus – must be saved	ē villā – out of the house	furēns – in a rage
---------------	---------------------------	----------------------------	--------------------

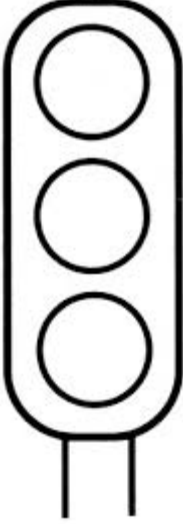


The Cases in Latin

On page xv you learned about the **Vocative Case**.

Cases are a key concept in Latin because they add meaning.

Usually there is a slight change to the ending of a word when it changes case.

Nominative		This is the normal form (or 'Name Case') of the word. It is derived from the Latin for 'name' (pl: <i>nōmina</i>).
Vocative <i>salve, amice!</i>		This is the form used for calling or speaking to someone. [It is derived from the Latin for 'call' (<i>vocā</i>)] It looks exactly like the Nominative (apart from the commas), .. with two important exceptions: <ul style="list-style-type: none"> • Words ending in -US changes to -e e.g. '<i>amice</i>' • '<i>mi fili</i>,' is the Vocative of '<i>meus filius</i>'
Accusative		Chapter 4 stuff - wait and see..... (ends in -m) <div style="float: right; border: 1px solid black; border-radius: 50%; padding: 5px; margin-top: 10px;"> <i>Did you spot any in the last story?</i> </div>



Priamus mortuus est.



lūnō laeta est.

English Roots *(Can you explain the connections?)*

mortuus	<i>mortuary, mortal, immortal</i>	
unus	<i>unify, unicorn, unique</i>	
urbem	<i>urban, suburbs, conurbation</i>	
equus	<i>equine vet, equestrian event</i>	
veni	<i>convenient, convention, invention</i>	

Summary of Vocabulary in Chapters 1-3

Get learning the words in bold!

Nouns		Adjectives		Verbs	
amīcus	<i>friend</i>	alius, a	<i>another</i>	sum	<i>I am</i>
deus, dea	<i>god, goddess</i>	bonus, bona	<i>good</i>	es	<i>you are</i>
dōnum	<i>gift</i>	callidus, a	<i>clever, cunning</i>	est	<i>he is</i>
equus	<i>horse</i>	cārissimus, a	<i>dearest, darling</i>	eram	<i>I was</i>
fēmina	<i>woman</i>	dēlendus, a	<i>doomed to destruction</i>	erās	<i>you were</i>
filius, filia	<i>son, daughter</i>	īrātus, īrāta	<i>angry</i>	erat	<i>he was</i>
lītoꝛe (in lītoꝛe)	<i>on the shore</i>	laetus, laeta	<i>happy</i>	possum	<i>I am able, can</i>
pāstor	<i>shepherd</i>	ligneus, a	<i>wooden</i>	potes	<i>you are able</i>
patria	<i>country</i>	longus, longa	<i>long</i>	potest	<i>he is able, can</i>
rēx	<i>king</i>	magnus, magna	<i>great, big, large</i>	poteram	<i>I was able</i>
silentium	<i>silence</i>	malus, mala	<i>bad, evil</i>	poterās	<i>You were able</i>
urbem (<i>acc</i>)	<i>city</i>	meus-a-um	<i>my</i>	poterat	<i>he was able</i>
Other Words		miser, misera	<i>unhappy, miserable</i>	appāruī	<i>I appeared</i>
cūr?	<i>Why?</i>	mortuus, a	<i>dead</i>	audīvī	<i>I heard</i>
ecce!	<i>Look!</i>	multus, multa	<i>much</i>	clamāvī	<i>I shouted</i>
ēheu!	<i>Alas! Oh, no!</i>	novus, nova	<i>new</i>	dīxī	<i>I said, spoke</i>
iam	<i>now, already</i>	omnis	<i>all, every</i>	fūgī	<i>I fled</i>
ita vērō	<i>yes, yes indeed</i>	omnipotēns	<i>all powerful</i>	intrāvī	<i>I entered</i>
nōn	<i>not</i>	optimus, a	<i>very good, best</i>	rīsī	<i>I laughed/smiled</i>
quod	<i>because</i>	parvus, parva	<i>small</i>	servāvī	<i>I saved</i>
quoque	<i>also</i>	pulcher, pulchra	<i>beautiful</i>	tacuī	<i>I was silent</i>
salvē	<i>hello!</i>	saevus, saeva	<i>savage, cruel</i>	vēnī	<i>I came</i>
sed	<i>but</i>	stultus, stulta	<i>stupid, foolish</i>	vīdī	<i>I saw</i>
statim	<i>at once</i>	Pronouns		vīcī	<i>I conquered</i>
subitō	<i>suddenly</i>	ego	<i>I</i>	vocāvī	<i>I called</i>
ubi?	<i>where?</i>	tū	<i>you</i>		

Verb Review:

So far you have met the following verb or verb forms:

The Present Tense of 'sum'

<i>I am</i>	sum
<i>You are</i>	es
<i>He/she/it is</i>	est

The past tense of 'sum'

<i>I was</i>	eram
<i>You were</i>	erās
<i>He/she/it was</i>	erat

PAST*ERA

The Present Tense of 'possum'

<i>I am able/can</i>	possum
<i>You are able/can</i>	potes
<i>He/she/it is able/can</i>	potest



A possum

Wheeee! I can fly!

The Perfect Tense of all other verbs: ending in **-ī, -istī, -it**.

e.g.

<i>I saw</i>	vīdī
<i>You saw</i>	vīdistī
<i>He/she/it saw</i>	vīdit

<i>I loved</i>	amāvī
<i>You loved</i>	amāvistī
<i>He/she/it loved</i>	amāvit

What to expect in your first I.S.T.

Your first I.S.T. will be on the **verb forms** above, and on **adjectives** and **agreement**.

e.g. dea saevus est. **X** dea saeva sum. **✓**

Vocabulary used in the test will be from the words in **bold** on p.xxii in from Chapters 1-3.

You will also be asked about the root of an English word (i.e. **Derivations**).

More about Verbs!

Infinitives:

All verbs have a form called the **Infinitive**. This form is translated as 'to'.

e.g. **esse** = 'to be'

The Infinitives of regular verbs end in **-āre, -ēre, -ere** or **-īre**, depending on their conjugation.

Conjugations:

All regular verbs can be sorted into groups or families, called **conjugations**.

1 st Conjugation	2 nd Conjugation	3 rd Conjugation	4 th Conjugation
-āre	-ēre	-ere	-īre
clāmāvīt – he shouted ↓ clāmāre – to shout	tacuīt – he was silent ↓ tacēre – to be silent	dīxīt – he said ↓ dīcere – to say	audīvīt – he heard ↓ audīre – to hear/listen
intrāvīt – he entered ↓ intrāre – to enter	vīdīt – he saw ↓ vidēre – to see	fūgīt – he fled ↓ fugere – to flee	vēnīt – he came ↓ venīre – to come
vocāvīt – he called ↓ vocāre – to call		vīcīt – he conquered ↓ vincere – to conquer	

Conjugating Verbs

CONJUGATING = MAKING A VERB AGREE WITH ITS SUBJECT

3 kinds of verbs:

- AR** (TO SPEAK)
- ER** (TO EAT)
- IR** (TO LIVE)

start with infinitive:

- HABLAR (TO SPEAK)
- COMER (TO EAT)
- VIVIR (TO LIVE)

remove ending:

- HABL -AR
- COM -ER
- VIV -IR

add ending to stem:

SUBJECT PRONOUNS

YO	NOSSOTROS	YO	AMOS	YO	EMOS	YO	IMOS
TU	VOSSOTROS	-AS	-AIS	-O	-OS	-O	-OS
EL/ELLA/UD	EL/LLORAD/UDS	-A	-AN	-E	-EN	-E	-EN

YO HABLO (I SPEAK) TÚ COMES (YOU EAT) ELLOS VIVEN (THEY LIVE)

Other 'Romance' languages, like French, Spanish and Italian also have verb families or conjugations.

Practice using the Infinitive



Re-cap: The **infinitive** is the form of the **verb** that is translated 'to ...'

e.g. '**to be** or not **to be**'

Apart from the verb 'to be', which is '**esse**'¹ in Latin, infinitives end in one of the following:

1st	2nd	3rd	4th
-āre	-ēre	-ere	-īre

Here are the infinitives of the ten verbs you already know:

		Which Conjugation?
audīvī (I heard)	audīre - to hear. listen.	
clāmāvī (I shouted)	clāmāre - to shout.	
dīxī (I said)	dīcere - to say.	
fūgī (I fled)	fugere - to flee, run away.	
intrāvī (I entered)	intrāre - to enter	
tacūī (I was silent)	tacēre - to be silent	
vēnī (I came)	venīre - to come	
vīdī (I saw)	vidēre - to see	
vīcī (I conquered)	vincere - to conquer, defeat, win	
vocāvī (I called)	vocāre - to call	

Infinitives are usually found after the following irregular verbs or phrases:

- necesse est** - it is necessary to...
- possum** - I am able to..., I can....
- potes** - You are able to..., you can....
- potest** - He is able to..., he can....

Two new irregular verbs:

voluī = I wanted

volō	I want/wish (to ...)
vīs	You want
vult	He/she wants

nōluī = I did not want/refused

nōlō	I do not want/refuse
nōn vīs	You do not want
nōn vult	He does not want

¹ Not to be confused with *esse* - to eat!

Exercise: Translate the following sentences into Latin:

An example is provided to show that the **MAIN VERB** (an infinitive is not a main verb) **should be the last word** in the sentence: e.g. *I want to listen* = **audire volō**.

1. I want to shout.

.....

2. You do not want to listen.

.....

3. He cannot hear.

.....

4. I want to conquer.

.....

5. She does not want to flee.

.....

6. It is necessary to be silent.


.....

7. You cannot enter.

.....

8. She cannot see.

.....



Prepositions



IN FRONT OF



BEHIND



ON



NEAR



ABOVE



BESIDE



IN



BETWEEN



UNDER

Chapter 4: Escape from Troy!



Prepositions

Prepositions never appear alone in a text.

Examples of English prepositions:
near (Mt. Ida), *after* (the war), *from* (Troy)

Latin prepositions **bond** with a noun or pronoun

- by being put in front of it (pre-positioned)
- by being '**followed by**' the correct case.

e.g. ad villam
= to the house

Many Latin Prepositions are **followed by** the **Accusative** case (-m).

i) Aeneas saves his family

	Prepositions	Accusatives
1. Aenēās per urbem cucurrit. aulam intrāvit et Priamum mortuum statim vīdit.	1	3 ⁺
2. tum Aenēās ad villam fūgit. patrem et Creūsam et familiam vīdit.	1	4
3. "Creūsa! fugere necesse est!" Aenēās clāmāvit.	~	~
4. 'ita vērō, marīte,' dīxit Creūsa, 'sed'.	~	~
5. ' minimē! ' clāmāvit Anchīsēs. Anchīsēs fugere nōluit.	~	~
6. 'pater, hīc manēre nōn potes! Priamum mortuum vīdī. tē servāre volō!'	~	2 ⁺
7. subitō Creusa ignem prope filium vīdit. 'marīte! Ascanius in magnō periculō est!'	2	1
8. 'minimē!' clāmāvit Anchīsēs. 'Iupiter ignem mīsīt. signum ^(Nom.) est!	~	1
sed senex sum. fugere non possum.	~	~
9. 'te relinquere non possum!' clāmāvit Aenēās. tum Anchīsem in umerum sustulit et patrem portāvit.		
10. Aenēās per urbem fūgit. familia ad Idam fūgit.		
11. tandem Aenēās fessus ad montem vēnit. " quis adest? " dīxit Aenēās.		
12. Ascanius, " adsum " dīxit. Anchīsēs, "ego quoque adsum " dīxit. sed nihil dīxit Creūsa.		
ubi erat Creūsa? ēheu! Creūsa aberat .	~	~


Useful Vocabulary (alphabetical)

ab-sum	<i>I am not here</i>
ab-eram	<i>I was not here</i>
ad-sum	<i>I am present</i>
aula	<i>palace</i>
familia	<i>family</i>
īda	<i>Mount Ida</i>
ignis, ignem	<i>fire</i>
in periculō	<i>in danger</i>
hīc manere	<i>to stay here</i>

minimē	
misit	
mons, montem	
nihil	
postquam	
quis...?	
relinquere	
signum	
sustulit	
tum	
ubi...?	
umerus	

<i>no!</i>
<i>sent</i>
<i>mountain</i>
<i>nothing</i>
<i>after</i>
<i>who...?</i>
<i>to leave</i>
<i>sign</i>
<i>lifted, raised</i>
<i>then</i>
<i>where...?</i>
<i>shoulder</i>

Latin prepositions followed by the Accusative Case	
in + accusative	<i>into, onto</i>
per + accusative	<i>through, along</i>
ad + accusative	<i>to, towards</i>
prope + accusative	<i>near</i>



Aenēās patrem portāvit

The Accusative Case

Latin nouns can change their endings:

Nominative	Accusative
Creū <u>s</u> a pulchra est. <i>Creusa is beautiful.</i>	Aenēās Creūs <u>am</u> vocāvit <i>Aeneas called Creusa.</i>
	Aenēās patr <u>em</u> portāvit. <i>Aeneas carried his father.</i>

These **case endings** provide extra information about the noun in the sentence.

The Accusative ~m:

Accusative Singular endings are easy to recognise because they end in 'm'.

1 st Declension	2 nd Declension	3 rd Declension ²
-am	-um	-em

Just as **Verbs** can be grouped into **Four Conjugations**, **Nouns** can be grouped into **Three Declensions**.

Two uses of the Accusative Case

1. To show that, when translated, the **noun** comes **after the verb** (i.e. it is the **Direct Object**).
e.g. Aenēās villam intrāvit = *Aeneas entered the house.* (not 'Aeneas house entered')
2. To show that the **noun** comes **after a preposition**.
e.g. Aenēās ad villam cucurrit = *Aeneas ran to his house.*

² The 3rd Declension may have a 'stem' change (e.g. pater » patr-em).

A is for After!

The **Accusative** ending is like a **red light** telling you to **wait**

– stop, think and work out why it's red:

- is it **after** a preposition?
- is it the **Direct Object** and so must be translated **after** the verb?

Hmmm. Verb or Preposition?



Which use of the Accusative case is found in the following sentences.

<i>Accusative singulars end in '-m'</i>	<i>Tick the correct box:</i>	<i>Accusative after a Preposition?</i>	<i>Direct Object – Translate accusative after the verb?</i>
1. familia ad Idam fūgit.	<i>The family fled towards Ida.</i>		
2. Aenēās Ascanium vīdit .	<i>Aeneas saw Ascanius.</i>		
3. Aenēās per urbem fūgit.	<i>Aeneas fled through the city.</i>		

Complete the missing letter(s) and translate:

4. pater ad vill... vēnit. villa = 1st Declension	vill
5. Agamemnōn equ.... vīdit. equus = 2nd Declension	equ
6. Creūsa per urb... fūgit. urbs = 3rd Declension	urb
7. Aenēās patr... portāvit. pater = 3rd Declension	patr
8. de.... vīdisti. dea = 1st Declension	de

12 First Declension Nouns

How many of these do you now know?

dea	fēmina	fīlia
rēgīna*	patria	puella
familia	umbra*	villa
aqua*	via*	silva*

*Look these up and learn their meanings.

ii) Aeneas Creusam Vidit...



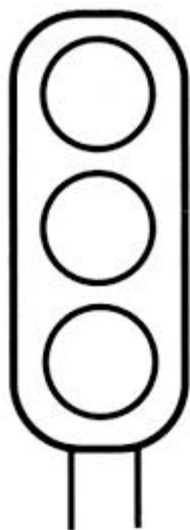
- 1 Creūsam vidēre Aenēās non poterat.
- 2 senex Anchīsēs **fessus** erat. Ascanius quoque **fessus** erat. Aenēās miser erat. sed ad urbem **re-vēnit** et Creūsam **quaesīvit**.
- 3 Creūsam Aenēās vocāvit. 'Creūsa, cūr mē **dēseruistī**? Creūsa!' vocāvit, 'Creūsa, ubi es?'
- 4 sed Aenēās fēminam **cārissimam** **servāre** nōn poterat. mortua erat.
- 5 subitō Aenēās Creūsam audīvit.
- 6 sed Creūsa non fēmina sed **umbra** erat.
- 7 **umbram** vīdit Aenēās et **horruit**.
- 8 Creūsa dīxit: 'cārissime, Trōia **cōnfecta** est. patriam novam **quaerere** necesse est.
- 9 ad patriam novam **nāvigāre** necesse est. **haec** patria **Hesperia** est.
- 10 **rēgīna** nova in Hesperīā adest. valē.'

How many Accusatives
are there in this
passage?

Vocabulary (alphabetical)

cārissimus, a	<i>dearest, darling</i>
cōnfectus, -a	<i>finished, ruined</i>
cucurrī, currere	<i>ran</i>
dēserui, dēserere	<i>deserted</i>
fessus, -a	<i>tired</i>
haec	<i>this</i>
Hesperia	<i>The Land in the West</i>
horruī, horrēre (2)	<i>shuddered</i>
nāvigāvī, nāvigāre (1)	<i>sailed</i>
quaesīvī, quarere (3)	<i>looked for</i>
rēgīna	<i>queen</i>
re-vēnit	<i>went back</i>
umbra	<i>ghost</i>

What is a Subject?



Read the following sentences:

1. Aeneas called Creusa.
2. Suddenly Aeneas heard Creusa.
3. I saw a ghost.

Exercise:

- i) Find the **verb** in each of the sentences above and insert them in the table below.
- ii) For each of the examples, who is **doing** the verb? Insert this in the table in the **Subject** column.

	Subject	Verb
1.		
2.		
3.		



The **Subject** is the thing or person **who performs the action of the verb.**

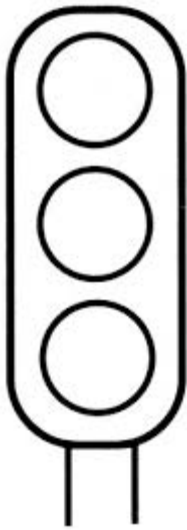
In English it is usually the word **before** the verb.

In both English and Latin it is often the first word in a sentence.

To identify a subject, ask '**Who** or **what** is doing the verb?' The answer will be the Subject.

The **Nominative** is the form used for the subject in Latin.

What is an Object?



Read the following sentences and repeat the exercise on the previous page, but include the Object:

1. Homer ate a donut.
2. Suddenly Aeneas saw a ghost.
3. I met the Cyclops. He nearly ate me.

	Subject	Object	Verb
1.			
2.			
3a.			
3b.			



The **Subject** is the thing or person **who performs the action of the verb.**

The **Object³** is the **thing or person that the verb acts upon:**

In English it is usually the word **after the verb.**

To identify the **Object**, use the verb to ask the question, '... ate what?' The **answer** should be the **Object**.
(ɪnʊop e)

The **Accusative** case is used for the **object** in Latin.

³ Also known as the Direct Object

Word Order


There is an important difference between English and Latin word order because in Latin the **verb** likes to be **at the end of the sentence**:

English tends to say: **Subject - Verb - Object** (e.g. We like cheese).

English:	S.V.O.
	e.g. Aeneas loved Creusa

Latin (and Yoda) tend to say **Subject – Object - Verb** but in Latin the meaning is completely clear because of the change to the ending of the Direct Object: it is in the **Accusative case**.

Look out for the acusative ending **'-m'**!



Latin:	S.O.V.	
	e.g. Aeneas Creus m amāvit	




A KINDRED SPIRIT, YODA FINDE

And Finally.....

In many Latin the sentences the Subject is indicated **by the verb ending**, not by an actual word, so sentences may begin with an Object. It is **VERY IMPORIANI** to watch out for this **TRAP**.

Latin:	O.V.		
	e.g. Creus m vidit - he saw Creusa. The Subject (S) is indicated by the verb		



**IT'S
A
TRAP!**



If you see a red light,
stop, look and think!



Admiral ACCbar says: 'Translate the following **safely**':

It's a Trap!

1. Creūsam quoque audivit Iūnō. '**quis** est rēgīna nova? ubi est Hesperia?' marītum rogāvit.



aeternus, -a – eternal
condidī, condere – found (a city)
fatum – Fate, the Fates
hoc – this
mutāvī, mutāre – change
quis – who?
rogāvī – asked
respondī – replied
sit! – let him be!

2. Iupiter respondit: 'rēgīna nova est Lāvinia. Hesperia Italia est. haec est patria nova. hoc est cōnsilium meum. Rōma urbs aeterna est.

3. Iuno nōn laeta erat. 'Aenēās est Trōiānus. novam Trōiam **condere** non potest!'



4. Venus dīxit: '**fātum** est. tu fātum **mutāre** non potes! urbem novam et aeternam **condere** filius meus potest!'



5. 'Hmmm.

ego quoque cōnsilium habeō!' dīxit Iūnō. rēgīna nova est Dīdō. Hesperia est Carthāgō. Dīdō, rēgīna optima, urbem novam iam **condidit**. Aenēan servum uxōrium esse volō!'

What to expect in your second I.S.T.

Your second I.S.T. will be a passage for translation.
Vocabulary used in the test will be from the words in **bold** on the following pages.

Exercise:

- write **V** above the **Verb**.
- write **S** over the noun or pronoun that is the **Subject** (if there is one).
- write **O** over the **Object** (if there is one).



cōnsūmpsī – ate
amāvī – loved, liked
lībum – donut
paene – nearly

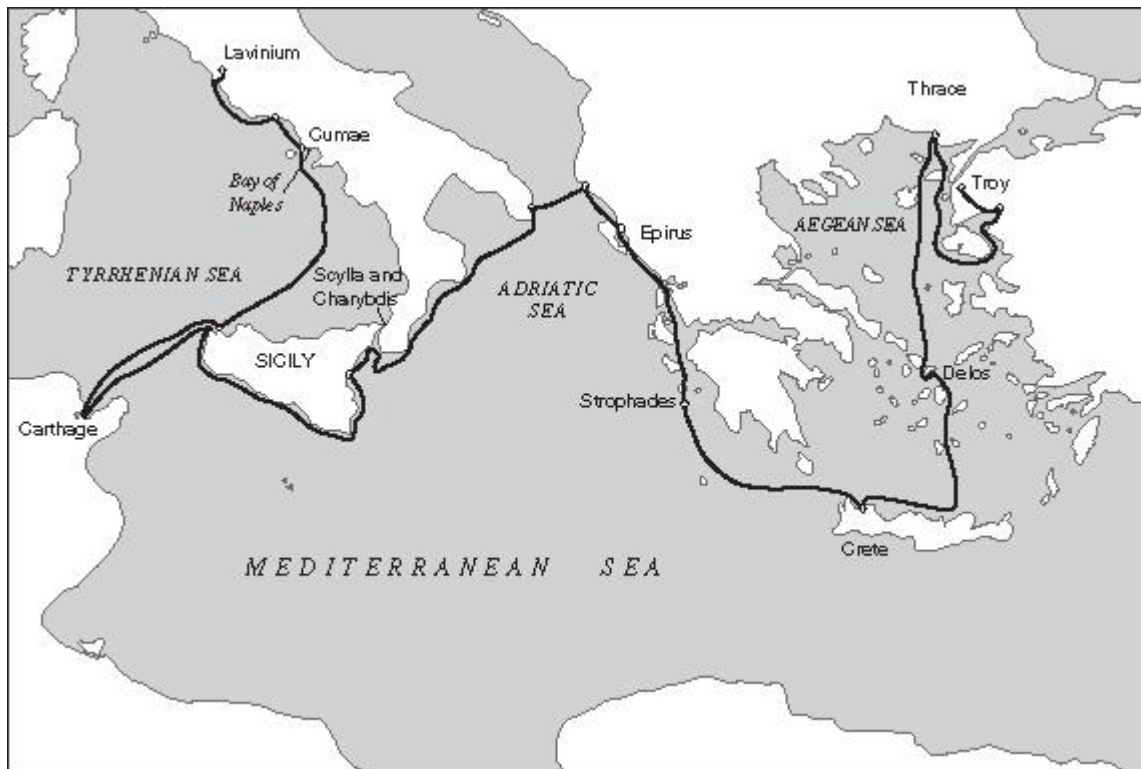
N.B. There may be more than one Subject, Object or Verb in a sentence.

e.g.	S	O	V
1.	Homērus	lībum	cōnsūmpsit.
2.	Aenēās	Creūsam	vocāvit.
3.	Aenēās	umbram	vīdīt.
4.	patriam	amāvīt.	It's a trap!
5.	reginam novam	Aenēās	amāre potest. watch out!

Write in Latin: (don't forget the '-m' and put the verb at the end!)

1. Aeneas came to a new homeland.
2. He loved Lavinia.
3. Turnus also loved Lavinia.
4. Aeneas conquered Turnus.
5. Aeneas founded Rome, the eternal city.


The Travels of Aeneas



1. **Thrace** (Aeneas' first new settlement ~ the ghost of Polydorus).
2. **Delos** (sanctuary and birthplace of the god Apollo).
3. **Crete** (recent left vacant by the departure of King Idomeneus).
4. **Strophades** (controlled by Celaeno, the Harpy).
5. **Epirus** (ruled by Queen Andromache and King Helenus).
6. **E. Sicily** (home of the Cyclops, near Scylla and Charybdis).
7. **Carthage** (ruled by Queen Dido, an exile from Phoenicia).
8. **W. Sicily** (Hospitality of King Acastes; funeral games to honour Anchises).
9. **Cumae** (The entrance to the underworld and home of the Sibyl).
10. **Laurentum** (ruled by King Latinus, whose daughter is called Lavinia).



Jupiter reveals his plans for Rome



There will be born a Trojan Caesar
to bound his empire by Oceanus at the limits of the world, and his fame by the stars.

He will be called **Julius...**

- Virgil, *Aeneid* /

Your task, Roman, and do not forget it, will be to govern the peoples of the world in your empire. These will be your arts - and to impose a settled pattern upon peace, to pardon the defeated and war down the proud.'

- Virgil, *Aeneid* V /


On his people, the Romans, I impose no limits of time or place. I have given them an empire that will know no end. Even angry Juno will come to better counsel and join with me in cherishing the people of Rome, the rulers of the world, the race that wears the toga.

The dread Gates of War with their tight fastenings of steel will then be closed, and godless Strife will sit inside them on his murderous armour roaring hideously from bloody mouth,, hands shackled behind his back with a hundred bands of bronze.

- Virgil, *Aeneid* /



Aeneas's father Anchises dies before Aeneas reaches Rome, but they meet once more in the underworld where Anchises also helps to unfold the great mission Jupiter has entrusted to Aeneas.



SHA **KES** *PEARRE'S*


LATIN

GRAMMAR

Summary of the Uses of the Cases:



The Nominative Case: (Green – Go!)

- The Nominative Case is the best place to start: it shows the Subject  of the Sentence and is usually the first word you will translate into English. Remember the order S.V.O. when translating.
e.g. Remum **Rōmulus** necāvit – **Romulus** killed Remus. (**Rōmulus** is in the Nominative case)
- Not every sentence will have a Nominative. If this is so, you need to look carefully at the verb ending.
e.g. canem amo – I love my dog. (The Subject is I, but there is no Nominative case in this sentence).
- If the verb is part of **sum**, there may be more than one Nominative. The verb sum is a bit like ‘=’. The second Nominative is called the ‘complement’.
e.g. **Aeneas pater et maritus** erat – **Aeneas** was a father and a husband.

The Vocative Case: (Amber – pay attention!)

- The Vocative Case is used when addressing someone. It is easy to spot in both English and Latin because it should have commas before and after it.
e.g. salve, **mater!** – hello, mum! or ‘et tu, **Brute?** – You, too, Brutus?’
- Apart from punctuation, you can only distinguish the Vocative from the Nominative in its form for 2nd Declension masculine singular nouns, e.g. Marcus changes to **Marce** in the Vocative, but rēx remains rēx.

The Accusative Case: (Red – stop and think!)

- The Accusative case tends to end in an **-m** (-am, -um, -em) in the singular and an **-s** (-ās, -ōs, -ēs) in the plural. Remember that in the 3rd Conjugation the Nominative and Accusative plurals look the same (-ēs).
- You have met the two most important uses of the Accusative Case:

1. **The Direct Object**  of the Sentence:
e.g. canem vīdī – I saw **the dog**.

2. **Accusative** after certain **Prepositions**.
e.g. tandem **ad patriam novam** vēnit – At last he came **to a new homeland**.

A: Nouns

There are three main patterns (or Declensions) of Nouns: 1st, 2nd and 3rd.



Here is a summary of how they 'decline' (change their endings):

1st Declension (ending in **-a**, almost all are **Feminine**).

Example noun: *mēnsa* (f) – *table*.

	Singular
Nominative	mēns- a
Vocative	mēns- a
Accusative	mēns- am

2nd Declension (ending in **-us** (or **-er**, e.g. *puer vir, liber*); **Masculine**).

Example noun: *servus* (m) – *slave*

	Singular
Nominative	serv- us
Vocative	serv- e
Accusative	serv- um

3rd Declension (unpredictable endings; can be **Masculine** or **Feminine**).

Example noun: *rēx* (m) – *king*

	Singular
Nominative	rēx
Vocative	rēx
Accusative	rēg- em

A. Nouns:

1st Declension

aqua	water
dea	goddess
fēmina	woman
filia	daughter
patria	fatherland
puella	girl
rēgina	queen
silva	wood, forest
via	street, road
vīlla	house

1 st Declension	Singular
Nominative	-a
Vocative	-a
Accusative	-am

2nd Declension

amīcus	friend
equus	horse
filius	son
gladius	sword
marītus	husband
puer	boy
servus	slave

1 st Declension	Singular
Nominative	-us
Vocative	-e
Accusative	-um

3rd Declension

3 rd Declension	Singular
Nominative	
Vocative	
Accusative	-em

canis	(acc. canem) m	dog
māter	(acc. mātrem) f	mother
pater	(acc. patrem) m	father
rēx	(acc. rēgem) m	king
senex	(acc. senem) m	old man
urbs	(acc. urbem) f	city



Check the **stem change** for 3rd Declension nouns by learning the Accusative case as well as the Nominative.

VERBS

The Perfect Tense

Person	Ending		
I	-ī	vīd-ī	I saw
You (sg)	-istī	vīd-istī	You saw
He/she/it	-it	vīd-it	He/she/it saw



Irregular Verbs

(Present and Past tenses)

I	sum	I am
You	es	You are
He	est	He/she/it is

m is for me!

s gotta be you

tee hee!!

eram	I was
erās	You were
erat	He/she/it was

'S gotta be you!

I	possum	I am able
You	potes	You are able
He	potest	He/she/it is able

m is for me!

s gotta be you

tee hee!!

poteram	I was
poterās	You were
poterat	He/she/it was

I	volō	I want
You	vīs	You want
He	vult	He/she/it is able

s gotta be you

tee hee!!





voluī	I wanted
voluistī	You wanted
voluit	He/she/it is able

The Infinitive

The **Infinitive** is translated as 'to ...' (e.g. *vidēre* = 'to see')


The infinitive helps you know which conjugation a verb belongs to.

As in English, it is similar to but not quite the same as its Perfect (past) tense.

 1 st : -āre		 2 nd : -ēre		 3 rd : -ere		 4 th : -īre	
amāre <i>to love</i>	amāvī <i>I loved</i>	habēre <i>to have</i>	habuī <i>I had</i>	currere <i>to run</i>	cucurrī <i>I ran</i>	audīre <i>to hear</i>	audīvī <i>I heard</i>
clāmāre <i>to shout</i>	clāmāvī <i>I shouted</i>	tacēre <i>to be silent</i>	tacuī <i>I was silent</i>	dīcere <i>to say</i>	dixī <i>I said</i>	venīre <i>to come</i>	vēnī <i>I came</i>
intrāre <i>to enter</i>	intrāvī <i>I entered</i>	vidēre <i>to see</i>	vīdī <i>I saw</i>	dūcere <i>to lead</i>	dūxī <i>I led</i>		
lacrimāre <i>to cry</i>	lacrimāvī <i>I cried</i>			fugere <i>to flee</i>	fūgī <i>I fled</i>		
nāvigāre <i>to sail</i>	nāvigāvī <i>I sailed</i>			vincere <i>to conquer</i>	vīcī <i>I conquered</i>		
necāre <i>to kill</i>	necāvī <i>I killed</i>						
vocāre <i>to call</i>	vocāvī <i>I called</i>						

Verbs: Vocabulary (to learn)

amāvī	<i>I loved</i>	amāre	1
clāmāvī	<i>I shouted</i>	clāmāre	1
intrāvī	<i>I entered</i>	intrāre	1
lacrimāvī	<i>I cried</i>	lacrimāre	1
navigāvī	<i>I sailed</i>	navigāre	1
vocāvī	<i>I called</i>	vocāre	1
tacuī	<i>I was silent</i>	tacēre	2
vīdī	<i>I saw</i>	vidēre	2
cucurrī	<i>I ran</i>	currere	3
dixī	<i>I said</i>	dīcere	3
fūgī	<i>I fled</i>	fugere	3
vīcī	<i>I conquered</i>	vincere	3
audīvī	<i>I heard</i>	audīre	4
vēnī	<i>I came</i>	venīre	4



Reference Vocabulary

Learn those in **bold**.

abest, aberat (ab-sum)	<i>is absent/was absent</i>
ab-sum	<i>I am absent</i>
accidit	<i>happened</i>
ad + acc.	<i>towards</i>
adest, aderat (ad-sum)	<i>is present, was present</i>
ad-sum	<i>I am present</i>
Aenēas (acc. Aenēan)	<i>Aeneas (a Trojan prince)</i>
aeternus, -a	<i>eternal</i>
Agamemnōn	<i>Agamemnon (leader of the Greeks)</i>
amāvī, amāre 1	<i>I loved, to love</i>
amicus (vocative: amīce)	<i>friend</i>
Anchīsēs	<i>Anchises (father of Aeneas)</i>
Apollo	<i>Apollo (God of Prophecy)</i>
appāruī, apparēre 2	<i>I appeared, to appear</i>
aqua	<i>water</i>
Ascanius	<i>Ascanius (son of Aeneas)</i>
audīvī, audire 4	<i>I heard, to hear</i>
aula	<i>palace</i>
bonus, -a	<i>goodbye</i>
callidus, -a	<i>clever, cunning</i>
canis (acc. canem) m	<i>dog</i>
cārissimus, -a	<i>dearest, darling</i>
clāmāvī, clāmāre 1	<i>I shouted, to shout</i>
clāmōr (acc. clamorem) m	<i>shouting, a shout</i>
condidi, condere	<i>I founded (a city), to found</i>
cōnfectus, -a	<i>finished, ruined</i>
cōnsilium	<i>plan</i>
cōsumpsī, cōsumere 3	<i>I ate, to eat</i>
Creūsa	<i>Creusa (wife of Aeneas)</i>
cucurrī, currere 3	<i>I ran, to run</i>
dea	<i>goddess</i>
decem	<i>ten</i>
dēlendus, -a	<i>doomed to destruction</i>
deōrum	<i>of the gods</i>
dēseruī, dēserere 3	<i>I deserted, to desert</i>
deus (acc. deum)	<i>god</i>
dīxī, dīcere	<i>I said, to say</i>
donum (acc. donum)	<i>gift</i>
ecce!	<i>look! see!</i>
ego (acc. mē)	<i>I</i>
ēheu!	<i>alas!</i>
equus (acc. equum)	<i>horse</i>
eram (sum)	<i>I was</i>
erās (sum)	<i>You were</i>
erat (sum)	<i>He/she/it was</i>
esse (sum)	<i>to be</i>
est (sum)	<i>is, he/she/it is</i>
et	<i>and</i>
facere	<i>to do</i>
familia	<i>family</i>
fēmina	<i>woman</i>

Reference Vocabulary



fessus, -a	<i>tired, weary</i>
filia	<i>daughter</i>
filius (vocative: fili)	<i>son</i>
fūgī, fugere 3	<i>I fled, to flee</i>
furens	<i>in a rage</i>
Graecus, -a	<i>Greek</i>
habui, habere	<i>had, to have</i>
haec	<i>this</i>
Hesperia	<i>Hesperia ('Western Land' = Italy)</i>
hīc	<i>here</i>
hoc	<i>this</i>
horruī, horrēre 2	<i>I shuddered, to shudder</i>
iam	<i>now, already</i>
Īda	<i>Mt. Ida (a mountain near Troy)</i>
igitur	<i>therefore</i>
ille, illa	<i>that</i>
in + acc.	<i>into, onto</i>
in lītore	<i>on the shore</i>
in perīculō	<i>in danger</i>
intrāvī, intrāre 1	<i>I entered, to enter</i>
īrātus, -a	<i>angry</i>
ita	<i>yes</i>
ita vērō	<i>yes</i>
lūno	<i>Juno (queen of the gods, wife of Jupiter)</i>
Īuppiter	<i>Jupiter (king of the gods)</i>
lacrimāvī, lacrimāre 1	<i>I cried, to cry</i>
laetus, -a	<i>happy</i>
Latīnus	<i>Latinus (a king in Italy)</i>
Lāvīnia	<i>Lavinia (daughter of Latinus)</i>
lībūm	<i>donut</i>
līgneus -a	<i>wooden, made of wood</i>
longus, -a	<i>long</i>
magnus, -a	<i>big, large, great</i>
malus, -a	<i>bad, evil</i>
manere	<i>to stay</i>
marītus (acc. marītum)	<i>husband</i>
māter (acc. mātrem) f	<i>mother</i>
meus, -a	<i>my</i>
mī	<i>my (a vocative form)</i>
mihi	<i>to me</i>
minimē!	<i>no!</i>
mīrābilis	<i>full of surprises, amazing</i>
miser, misera	<i>unhappy</i>
mors (acc. mortem) f	<i>death</i>
mortuus, -a	<i>dead</i>
multus, -a	<i>much (pl. = many)</i>
nāvigāvī, nāvigāre	<i>I sailed, to sail</i>
necesse est/erat	<i>it is/was necessary (+ infinitive)</i>
nihil	<i>nothing</i>
nōlō, nōluī	<i>I do not want, I did not want</i>
nōmen (acc. nōmen)	<i>name</i>
nōn	<i>not</i>
novus, -a	<i>new</i>
nox (acc. noctem) f	<i>night</i>
ō	<i>o</i>
Odyseus	<i>Odysseus (a Greek, the king of Ithaca)</i>
omnēs	<i>all, everyone</i>
omnia	<i>everything</i>
omnipotēns	<i>all-powerful</i>
optimus, -a	<i>best</i>

paene	<i>almost, nearly</i>
parvus, -a	<i>small</i>
pāstor	<i>shepherd</i>
pater (acc. patrem)	<i>father</i>
patria	<i>country, native land</i>
per + acc.	<i>through</i>
periculum	<i>danger</i>
portāvī, portāre 1	<i>I carried, to carry</i>
possum	<i>I am able, can</i>
postquam	<i>after</i>
poteram, -eras, -erat	<i>I was able, you were able, he/she was able</i>
potes (possum)	<i>you are able/can</i>
potest (possum)	<i>is able, can</i>
Priamus	<i>Priam</i>
puer (acc. puerum)	<i>boy</i>
pulcher, pulchra	<i>beautiful, handsome</i>
quam!	<i>how!</i>
quaesīvī, quarere	<i>I looked for, to look for/seek</i>
quīnque	<i>five</i>
quis?	<i>who?</i>
quod	<i>because</i>
quoque	<i>also</i>
rēgīna	<i>queen</i>
relinquere	<i>to leave</i>
respondī	<i>replied</i>
re-venī	<i>went back</i>
rēx (acc. regem)	<i>king</i>
rīsī, ridēre 2	<i>I laughed, to laugh</i>
rogāvī	<i>asked</i>
Rōmānus, -a	<i>Roman</i>
saevus, -a	<i>cruel</i>
salvē, salvēte!	<i>hello, hi!</i>
sed	<i>but</i>
senex (acc. senem)	<i>old-man</i>
servāvī, servāre 1	<i>I saved, to save</i>
servandus	<i>must be saved</i>
servus	<i>slave</i>
silentium	<i>silence</i>
silva	<i>wood, forest</i>
Silvius	<i>Silvius (son of Aeneas and Lavinia)</i>
statim	<i>immediately</i>
stultus, -a	<i>stupid</i>
subitō	<i>suddenly</i>
sustulī	<i>lifted, raised</i>
tacē!	<i>be silent!</i>
tacūī, tacēre 2	<i>I was silent, to be silent</i>
tē (acc. of tu)	<i>you</i>
Trōia	<i>Troy (an ancient city in N.W. Turkey)</i>
Trōiānus, -a	<i>Trojan</i>
tū (acc. tē)	<i>you</i>
ubi? ubi	<i>where? when? where</i>
ubique	<i>everywhere</i>
umbra	<i>ghost</i>
umerus, -i (m)	<i>shoulder</i>
ūnus, ūna	<i>one</i>
urbs (acc. urbem)	<i>city</i>
valē, valēte	<i>goodbye</i>
vēnī, venire 4	<i>I came, to come</i>
Venus	<i>Venus (goddess of love, mother of Aeneas)</i>
via	<i>road, way</i>

victor, victrix	<i>winner</i>
vīdī, vidēre 2	<i>I saw, to see</i>
villa	<i>house</i>
vīcī, vincere 3	<i>I conquered, to conquer</i>
vir (acc: virum)	<i>man</i>
vīs	<i>you want</i>
vocāvī, vocāre 1	<i>I called, to call</i>
volō, voluī (irr.)	<i>I want, I wanted</i>
vult (volō)	<i>he/she wants</i>

17 VERBS TO LEARN (with their infinitives)

amāre	amāvī	<i>I loved</i>
audire	audīvī	<i>I heard</i>
clāmāre	clāmāvī	<i>I shouted</i>
currere	cucurrī	<i>I ran</i>
dīcere	dīxī	<i>I said</i>
dūcere	dūxī	<i>I led, took</i>
fugere	fūgī	<i>I fled</i>
habēre	habuī	<i>I had</i>
intrāre	intrāvī	<i>I entered</i>
lacrimāre	lacrimāvī	<i>I cried</i>
navigāre	navigāvī	<i>I sailed</i>
necāre	necāvī	<i>I killed</i>
tacēre	tacuī	<i>I was silent</i>
venīre	vēnī	<i>I came</i>
vidēre	vīdī	<i>I saw</i>
vincere	vīcī	<i>I conquered</i>
vocāre	vocāvī	<i>I called</i>

17 ADJECTIVES TO LEARN

bonus, bona	<i>good</i>
callidus, callida	<i>clever</i>
īrātus, īrāta	<i>angry</i>
laetus, laeta	<i>happy</i>
longus, longa	<i>long</i>
magnus, magna	<i>great, big, large</i>
malus, mala	<i>bad, evil</i>
meus, mea	<i>my</i>
miser, misera	<i>sad, unhappy</i>
mortuus, mortua	<i>dead</i>
multus, multa	<i>much, pl. many</i>
novus, nova	<i>new</i>
parvus, parva	<i>small</i>
pulcher, pulchra	<i>beautiful</i>
saevus, saeva	<i>savage, cruel</i>
stultus, stulta	<i>stupid, foolish</i>
tuus, tua	<i>your</i>

4 IRREGULAR VERBS

sum/eram	<i>I am/ I was</i>
possum/poteram	<i>I am able /was able</i>
volō/volūī	<i>I want/wanted</i>
inquit	<i>He/she said</i>

4 Phrases using VERBS

facile est	<i>it is easy</i>
necesse est	<i>it is necessary</i>
salvē!/salvēte!	<i>hello!</i>
valē!/valēte!	<i>good-bye!</i>



<i>I</i>	<i>-ī</i>
<i>You</i>	<i>-istī</i>
<i>He</i>	<i>-it</i>
<i>We</i>	<i>-imus</i>
<i>You</i>	<i>-istis</i>
<i>They</i>	<i>-ērunt</i>

13 NASTY LITTLE WORDS TO LEARN

diū	<i>for a long time</i>
et	<i>and</i>
iam	<i>now, already</i>
quod	<i>because</i>
nōn	<i>not</i>
ōlim	<i>once, one day</i>
quoque	<i>also</i>
sed	<i>but</i>
semper	<i>always</i>
statim	<i>at once</i>
subitō	<i>suddenly</i>
tamen	<i>however</i>
tum	<i>then</i>

3 SUPERLATIVE ADJECTIVES

maximus, maxima	<i>very big, greatest</i>
optimus, optima	<i>very good, best</i>
īrātissimus, -a	<i>very angry, most angry</i>

11 NOUNS: 1st Declension

aqua	water
dea	goddess
fēmina	woman
filia	daughter
mēnsa	table
patria	fatherland
puella	girl
rēgina	queen
silva	wood, forest
via	street, road
vīlla	house

8 NOUNS: 3rd Declension

canis (<i>acc. canem</i>) m	dog
cīvis (<i>acc. cīvem</i>) m or f	citizen
frāter (<i>acc. frātre</i>) m	brother
māter (<i>acc. mātrem</i>) f	mother
pater (<i>acc. patrem</i>) m	father
rēx (<i>acc. rēgem</i>) m	king
senex (<i>acc. senem</i>) m	old man
urbs (<i>acc. urbem</i>) f	city

9 NOUNS: 2nd Declension

amīcus	friend
annus	year
deus	god
equus	horse
fīlius	son
gladius	sword
marītus	husband
puer	boy
servus	slave

1st		
	Sg	Pl
Nom	-a	-ae
Voc	-a	-ae
Acc	-am	-ās

2nd		
	Sg	Pl
Nom	-us	ī
Voc	-e	ī
Acc	-um	ōs

3rd		
	Sg	Pl
Nom		-ēs
Voc		-ēs
Acc	-em	-ēs

10 NUMERALS

I	II	III	IV	V	VI	VII	VIII	IX	X
ūnus	duo	trēs	quattuor	quinque	sex	septem	octo	novem	decem

3 Prepositions (followed by the Accusative Case)

ad + <i>acc.</i>	to, towards
in + <i>acc.</i>	into, onto
per + <i>acc.</i>	through

12 Odds and ends

cūr?	why?
ubi?	where?/when?
quis?	who?
omnēs	all
nihil	nothing
nōmine	called, by name

ego (<i>acc. mē</i>)	I, me
tū (<i>acc. tē</i>)	you
eum/ eam	him/her
eōs/eās	them
nōs (<i>acc. nōs</i>)	we, us
vōs (<i>acc. vōs</i>)	you (pl)